



Burghley Green

WEST CAMBOURNE, CAMBRIDESHIRE

An exciting collection of two, three, four and five bedroom homes located in West Cambourne. Set only 9 miles from the beautiful city of Cambridge.

Taylor
Wimpey


Contents



**Welcome to
Burghley Green**



**Personalise
your home**



**Included
as standard**




Our homes



Ways to buy




**Take your
next step**



Welcome to Burghley Green

Set on the outskirts of the city of Cambridge, Burghley Green at West Cambourne is a brand new community of high quality homes.

The development offers a well-balanced landscape of homes with green open spaces. The homes have modern designs and interior layouts to suit a variety of needs.



[View the site plan](#)

Love town life

Cambourne boasts plenty of green space to enjoy, including the nature reserve and orchards for you to explore as a family. There is an excellent range of amenities close to home, and a selection of local schools to choose from too.

For those commuting, you will be close to the A428 which gives you access to the A14, plus links to the M11, A1 and A11. St Neots train station is 16 minutes away, where you can reach London King's Cross in only 44 minutes.

Local countryside



Fitness and Sports Centre



Local shops



Watch development video

Distances taken from [google.co.uk/maps](https://www.google.co.uk/maps)



Personalise your home

A new Taylor Wimpey home is a blank canvas, ready for you to put your stamp on even before you move in. You can choose from a range of high quality options for your kitchen, bedroom and bathroom to suit your taste – and all from the comfort of your sofa. We offer dark and light kitchen units and patterned or plain tiles for your bathroom, so whatever your preferred style we've got you covered.

Using our innovative Options Online tool, you can visualise your new home room-by-room and customise each as you go. You can also choose your options with the help of your Sales Executive if you'd prefer.

Our customers have created some fantastic spaces in their homes and you can get inspiration from their choices by following us on Instagram. You can also check out a host of interior design tips on our website.

[!\[\]\(339a16584d5da0f0a3ca4e9ec17bf6a1_img.jpg\) Find out more](#)



Options availability is subject to build stage of plots and options won't be available if plots have reached a certain build stage. Please contact the Sales Executive for further information.

Included as standard

From the external features to the finishing touches, every detail of our homes is designed with our customers in mind.

While you'll have the choice to upgrade some of our standard offerings, all of our houses are fitted with a range of high quality features at no extra cost to you.

You'll find a complete list of all items that come as standard in your house below.



Kitchens

All of our kitchens are fitted with beautiful units and worktops and you can choose your preferred style and colour to create your perfect cooking and entertaining space.

A range of accessories including stylish splashbacks give your kitchen a clean, contemporary finish. You'll get a modern, energy efficient Zanussi oven with built-in gas hob and integrated hood and extractor fan too.

Utility rooms[†]

If your home has a utility room, units will be fitted to match your chosen kitchen style.



Bathrooms, en suites[†] and shower rooms[†]

Modern white sanitaryware, including toilet, basin and bath with chrome Ideal Standard taps give your main bathroom a clean look. The same sanitaryware is fitted in en suites and shower rooms which also benefit from an Aqualisa shower and glass enclosure. For a distinct look, we offer a varied range of Porcelanosa ceramic wall tiles for you to choose* from to make your bathroom and en suite stand out from the crowd.

Garden[†]

The outside of your home is just as carefully considered as the inside. You'll get a fully turfed and landscaped front garden. The back garden includes a slabbed area and your privacy is protected by a garden fence.



All of the specification listed is included in our houses as standard. For the specification included in our apartments, please see the separate apartment specification list. Standard specifications are correct at time of going to print, but are subject to change without notice. Please contact the Sales Executive for further information.

* = Options, upgrades and colour choices are available subject to stage of construction. † = Where applicable.

Our homes

→ 2 bedroom homes



→ 3 bedroom homes



→ 4 bedroom homes



→ 5 bedroom homes



→ View the site plan



The Canford

2 BEDROOM HOME, TOTAL 676 sq ft / 62.80m²



GROUND FLOOR

Kitchen

3.02m × 1.85m 9'11" × 6'1"

Living/Dining Area max.

4.73m × 3.98m 15'6" × 13'1"



FIRST FLOOR

Bedroom 1

3.08m × 2.94m 10'1" × 9'8"

Bedroom 2

3.36m max. × 2.56m 11'0" max. × 8'5"



Discover more about this home



View our current availability

The floor plans depict a typical layout of this house type. For exact plot specification, details of external and internal finishes, dimensions and floor plan differences consult your Sales Executive. All dimensions are + or - 50mm and floor plans are not shown to scale. The kitchen layout and furniture positions are for indicative purposes only. The computer generated image is for illustrative purposes only and it is from an imaginary viewpoint within an open space area. Its purpose is to give a feel for the development, not an accurate description of each property. The illustration shows a typical Taylor Wimpey home of this type, but there are, however, variances from site to site. External materials, finishes, landscaping and the position of garages (where provided) may vary throughout the development. Properties may also be built handed (mirror image). Images may include optional upgrades at an additional cost. Please ask for further details. Please speak to our Sales Executives regarding the tenure of our new homes. 54119 / January 2023.



The Gosford

3 BEDROOM HOME, TOTAL 852 sq ft / 79.15m²



GROUND FLOOR

Kitchen/Dining Area

4.72m × 2.87m 15'6" × 9'5"

Living Room max.

4.26m × 3.69m 14'0" × 12'1"



FIRST FLOOR

Bedroom 1 min.

2.96m × 2.83m 9'9" × 9'4"

Bedroom 2

3.30m × 2.63m 10'10" × 8'8"

Bedroom 3

3.55m × 2.00m 11'8" × 6'7"



[Discover more about this home](#)



[View our current availability](#)

The floor plans depict a typical layout of this house type. For exact plot specification, details of external and internal finishes, dimensions and floor plan differences consult your Sales Executive. All dimensions are + or - 50mm and floor plans are not shown to scale. The kitchen layout and furniture positions are for indicative purposes only. The computer generated image is for illustrative purposes only and it is from an imaginary viewpoint within an open space area. Its purpose is to give a feel for the development, not an accurate description of each property. The illustration shows a typical Taylor Wimpey home of this type, but there are, however, variances from site to site. External materials, finishes, landscaping and the position of garages (where provided) may vary throughout the development. Properties may also be built handed (mirror image). Images may include optional upgrades at an additional cost. Please ask for further details. Please speak to our Sales Executives regarding the tenure of our new homes. 54119 / January 2023.



The Easedale

3 BEDROOM HOME, TOTAL 917 sq ft / 85.19m²



GROUND FLOOR

Kitchen/Dining Area

5.10m × 2.95m 16'9" × 9'8"

Living Room

5.10m × 3.02m 16'9" × 9'11"



FIRST FLOOR

Bedroom 1

3.81m × 3.08m 12'6" × 10'1"

Bedroom 2

2.95m × 2.86m 9'8" × 9'5"

Bedroom 3

2.95m × 2.15m 9'8" × 7'1"



Discover more about this home



View our current availability

The floor plans depict a typical layout of this house type. For exact plot specification, details of external and internal finishes, dimensions and floor plan differences consult your Sales Executive. All dimensions are + or - 50mm and floor plans are not shown to scale. The kitchen layout and furniture positions are for indicative purposes only. The computer generated image is for illustrative purposes only and it is from an imaginary viewpoint within an open space area. Its purpose is to give a feel for the development, not an accurate description of each property. The illustration shows a typical Taylor Wimpey home of this type, but there are, however, variances from site to site. External materials, finishes, landscaping and the position of garages (where provided) may vary throughout the development. Properties may also be built handed (mirror image). Images may include optional upgrades at an additional cost. Please ask for further details. Please speak to our Sales Executives regarding the tenure of our new homes. 54119 / January 2023.



The Yewdale

3 BEDROOM HOME, TOTAL 917 sq ft / 85.19m²



GROUND FLOOR

Kitchen/Dining Area

5.10m × 2.95m 16'9" × 9'8"

Living Room

5.10m × 3.02m 16'9" × 9'11"



FIRST FLOOR

Bedroom 1

3.81m × 3.08m 12'6" × 10'1"

Bedroom 2

2.95m × 2.86m 9'8" × 9'5"

Bedroom 3

2.95m × 2.15m 9'8" × 7'1"



Discover more about this home



View our current availability

The floor plans depict a typical layout of this house type. For exact plot specification, details of external and internal finishes, dimensions and floor plan differences consult your Sales Executive. All dimensions are + or - 50mm and floor plans are not shown to scale. The kitchen layout and furniture positions are for indicative purposes only. The computer generated image is for illustrative purposes only and it is from an imaginary viewpoint within an open space area. Its purpose is to give a feel for the development, not an accurate description of each property. The illustration shows a typical Taylor Wimpey home of this type, but there are, however, variances from site to site. External materials, finishes, landscaping and the position of garages (where provided) may vary throughout the development. Properties may also be built handed (mirror image). Images may include optional upgrades at an additional cost. Please ask for further details. Please speak to our Sales Executives regarding the tenure of our new homes. 54119 / January 2023.



The Amersham

3 BEDROOM HOME, TOTAL 975 sq ft / 90.58m²



GROUND FLOOR

Kitchen/Dining Area

4.36m × 2.87m 14'4" × 9'5"

Living Room

4.03m × 3.49m max. 13'3" × 11'6" max.



FIRST FLOOR

Bedroom 1

4.21m × 3.51m 13'10" × 11'6"

Bedroom 2

4.36m max. × 3.02m 14'4" max. × 9'11"

Bedroom 3

2.89m max. × 2.88m 9'6" max. × 9'6"

Study

2.53m × 1.67m 8'4" × 5'6"



Discover more about this home



View our current availability

The floor plans depict a typical layout of this house type. For exact plot specification, details of external and internal finishes, dimensions and floor plan differences consult your Sales Executive. All dimensions are + or - 50mm and floor plans are not shown to scale. The kitchen layout and furniture positions are for indicative purposes only. The computer generated image is for illustrative purposes only and it is from an imaginary viewpoint within an open space area. Its purpose is to give a feel for the development, not an accurate description of each property. The illustration shows a typical Taylor Wimpey home of this type, but there are, however, variances from site to site. External materials, finishes, landscaping and the position of garages (where provided) may vary throughout the development. Properties may also be built handed (mirror image). Images may include optional upgrades at an additional cost. Please ask for further details. Please speak to our Sales Executives regarding the tenure of our new homes. 54119 / January 2023.



The Braxton

3 BEDROOM HOME, TOTAL 1,070 sq ft / 99.40m²



GROUND FLOOR

Kitchen/Dining Area max.

4.25m × 3.43m 14'0" × 11'3"

Living Room

4.19m × 2.44m min. 13'9" × 8'0" min.



FIRST FLOOR

Bedroom 2

4.25m × 2.82m min. 14'0" × 9'3" min.

Bedroom 3

3.59m × 2.11m 11'10" × 6'11"



SECOND FLOOR

Bedroom 1

6.64m max. × 2.76m min.

21'10" max. × 9'1" min.



[Discover more about this home](#)



[View our current availability](#)

The floor plans depict a typical layout of this house type. For exact plot specification, details of external and internal finishes, dimensions and floor plan differences consult your Sales Executive. All dimensions are + or - 50mm and floor plans are not shown to scale. The kitchen layout and furniture positions are for indicative purposes only. The computer generated image is for illustrative purposes only and it is from an imaginary viewpoint within an open space area. Its purpose is to give a feel for the development, not an accurate description of each property. The illustration shows a typical Taylor Wimpey home of this type, but there are, however, variances from site to site. External materials, finishes, landscaping and the position of garages (where provided) may vary throughout the development. Properties may also be built handed (mirror image). Images may include optional upgrades at an additional cost. Please ask for further details. Images speak to our Sales Executives regarding the tenure of our new homes. 54119 / January 2023.



The Midford

4 BEDROOM HOME, TOTAL 1,153 sq ft / 107.11m²



GROUND FLOOR

Kitchen/Dining Area

5.71m × 3.38m 18'9" × 11'1"

Living Room

4.38m × 3.62m 14'5" × 11'11"



FIRST FLOOR

Bedroom 1

3.61m × 3.27m 11'10" × 10'9"

Bedroom 2

3.53m × 2.81m 11'7" × 9'3"

Bedroom 3

2.81m × 2.52m min. 9'3" × 8'3" min.

Bedroom 4

2.35m × 2.23m 7'9" × 7'4"



Discover more about this home



View our current availability

The floor plans depict a typical layout of this house type. For exact plot specification, details of external and internal finishes, dimensions and floor plan differences consult your Sales Executive. All dimensions are + or - 50mm and floor plans are not shown to scale. The kitchen layout and furniture positions are for indicative purposes only. The computer generated image is for illustrative purposes only and it is from an imaginary viewpoint within an open space area. Its purpose is to give a feel for the development, not an accurate description of each property. The illustration shows a typical Taylor Wimpey home of this type, but there are, however, variances from site to site. External materials, finishes, landscaping and the position of garages (where provided) may vary throughout the development. Properties may also be built handed (mirror image). Images may include optional upgrades at an additional cost. Please ask for further details. Please speak to our Sales Executives regarding the tenure of our new homes. 54119 / January 2023.



The Rosedale

4 BEDROOM HOME, TOTAL 1,226 sq ft / 113.89m²



GROUND FLOOR

Kitchen/Dining Area

6.09m x 3.58m max. 20'0" x 11'9" max.

Living Room

6.09m x 3.46m 20'0" x 11'4"



FIRST FLOOR

Bedroom 1

3.74m max. x 3.52m 12'4" max. x 11'7"

Bedroom 2

3.64m x 2.95m 11'11" x 9'8"

Bedroom 3

3.05m x 2.51m 10'0" x 8'3"

Bedroom 4

3.54m x 2.25m 11'7" x 7'5"

[→ Discover more about this development](#)

[→ View our current availability](#)

The floor plans depict a typical layout of this house type. For exact plot specification, details of external and internal finishes, dimensions and floor plan differences consult your Sales Executive. All dimensions are + or - 50mm and floor plans are not shown to scale. The kitchen layout and furniture positions are for indicative purposes only. The computer generated image is for illustrative purposes only and it is from an imaginary viewpoint within an open space area. Its purpose is to give a feel for the development, not an accurate description of each property. The illustration shows a typical Taylor Wimpey home of this type, but there are, however, variances from site to site. External materials, finishes, landscaping and the position of garages (where provided) may vary throughout the development. Properties may also be built handed (mirror image). Images may include optional upgrades at an additional cost. Please ask for further details. Please speak to our Sales Executives regarding the tenure of our new homes. 54119 / January 2023.



The Trusdale

4 BEDROOM HOME, TOTAL 1,226 sq ft / 113.89m²



GROUND FLOOR

Kitchen/Dining Area

6.09m × 3.58m max. 20'0" × 11'9" max.

Living Room

6.09m × 3.46m 20'0" × 11'4"



FIRST FLOOR

Bedroom 1

3.74m max. × 3.52m 12'4" max. × 11'7"

Bedroom 2

3.64m × 2.95m 11'11" × 9'8"

Bedroom 3

3.05m × 2.51m 10'0" × 8'3"

Bedroom 4

3.54m × 2.25m 11'7" × 7'5"



Discover more about this home



View our current availability

The floor plans depict a typical layout of this house type. For exact plot specification, details of external and internal finishes, dimensions and floor plan differences consult your Sales Executive. All dimensions are + or - 50mm and floor plans are not shown to scale. The kitchen layout and furniture positions are for indicative purposes only. The computer generated image is for illustrative purposes only and it is from an imaginary viewpoint within an open space area. Its purpose is to give a feel for the development, not an accurate description of each property. The illustration shows a typical Taylor Wimpey home of this type, but there are, however, variances from site to site. External materials, finishes, landscaping and the position of garages (where provided) may vary throughout the development. Properties may also be built handed (mirror image). Images may include optional upgrades at an additional cost. Please ask for further details. Please speak to our Sales Executives regarding the tenure of our new homes. 54119 / January 2023.



The Manford

4 BEDROOM HOME, TOTAL 1,368 sq ft / 127.09m²



GROUND FLOOR

Kitchen/Dining Area

8.11m × 3.26m max. 26'7" × 10'9" max.

Living Room

4.74m × 3.88m 15'7" × 12'9"

Study

2.61m × 2.10m 8'7" × 6'11"



FIRST FLOOR

Bedroom 1

3.88m max. × 3.71m 12'9" max. × 12'2"

Bedroom 2

4.02m × 3.09m max. 13'2" × 10'2" max.

Bedroom 3 max.

3.66m × 3.03m 12'0" × 10'0"

Bedroom 4 max.

3.97m × 2.75m 13'0" × 9'0"



[Discover more about this home](#)



[View our current availability](#)

The floor plans depict a typical layout of this house type. For exact plot specification, details of external and internal finishes, dimensions and floor plan differences consult your Sales Executive. All dimensions are + or - 50mm and floor plans are not shown to scale. The kitchen layout and furniture positions are for indicative purposes only. The computer generated image is for illustrative purposes only and it is from an imaginary viewpoint within an open space area. Its purpose is to give a feel for the development, not an accurate description of each property. The illustration shows a typical Taylor Wimpey home of this type, but there are, however, variances from site to site. External materials, finishes, landscaping and the position of garages (where provided) may vary throughout the development. Properties may also be built handed (mirror image). Images may include optional upgrades at an additional cost. Please ask for further details. Please speak to our Sales Executives regarding the tenure of our new homes. 54119 / January 2023.



The Waysdale

4 BEDROOM HOME, TOTAL 1,525 sq ft / 141.67m²



GROUND FLOOR

Kitchen/Breakfast/Family Area
6.82m × 3.50m 22'5" × 11'6"

Dining Room
3.05m × 2.89m 10'0" × 9'6"

Living Room
4.62m × 4.47m 15'2" × 14'8"



FIRST FLOOR

Bedroom 1
3.77m min. × 3.50m max. 12'5" min. × 11'6" max.

Bedroom 2
4.62m × 2.95m 15'2" × 9'8"

Bedroom 3
3.05m × 2.89m 10'0" × 9'6"

Bedroom 4
3.54m max. × 2.78m 11'8" max. × 9'2"

[→ Discover more about this development](#)

[→ View our current availability](#)

The floor plans depict a typical layout of this house type. For exact plot specification, details of external and internal finishes, dimensions and floor plan differences consult your Sales Executive. All dimensions are + or - 50mm and floor plans are not shown to scale. The kitchen layout and furniture positions are for indicative purposes only. The computer generated image is for illustrative purposes only and it is from an imaginary viewpoint within an open space area. Its purpose is to give a feel for the development, not an accurate description of each property. The illustration shows a typical Taylor Wimpey home of this type, but there are, however, variances from site to site. External materials, finishes, landscaping and the position of garages (where provided) may vary throughout the development. Properties may also be built handed (mirror image). Images may include optional upgrades at an additional cost. Please ask for further details. Please speak to our Sales Executives regarding the tenure of our new homes. 54119 / January 2023.



The Marford

4 BEDROOM HOME, TOTAL 1,546 sq ft / 143.62m²



GROUND FLOOR

Kitchen

4.79m × 3.32m 15'9" × 10'11"

Living Room

4.74m × 3.91m 15'7" × 12'10"

Dining Room

3.91m × 3.26m 12'10" × 10'8"

Family Room/Study

3.04m × 2.66m 10'0" × 8'9"



FIRST FLOOR

Bedroom 1

4.91m × 3.64m max. 16'2" × 12'0" max.

Bedroom 2

4.00m × 3.32m 13'2" × 10'11"

Bedroom 3 max.

4.72m × 3.23m 15'6" × 10'7"

Bedroom 4

3.81m × 2.55m 12'6" × 8'4"



[Discover more about this home](#)



[View our current availability](#)

The floor plans depict a typical layout of this house type. For exact plot specification, details of external and internal finishes, dimensions and floor plan differences consult your Sales Executive. All dimensions are + or - 50mm and floor plans are not shown to scale. The kitchen layout and furniture positions are for indicative purposes only. The computer generated image is for illustrative purposes only and it is from an imaginary viewpoint within an open space area. Its purpose is to give a feel for the development, not an accurate description of each property. The illustration shows a typical Taylor Wimpey home of this type, but there are, however, variances from site to site. External materials, finishes, landscaping and the position of garages (where provided) may vary throughout the development. Properties may also be built handed (mirror image). Images may include optional upgrades at an additional cost. Please ask for further details. Please speak to our Sales Executives regarding the tenure of our new homes. 54119 / January 2023.



The Garrton

5 BEDROOM HOME, TOTAL 1,803 sq ft / 167.50m²



GROUND FLOOR

Kitchen/Dining Area

8.34m × 3.46m max.
27'4" × 11'4" max.

Living Room

4.74m × 3.34m 15'7" × 11'0"

Family Room/Study

2.73m × 2.31m 9'0" × 7'7"

FIRST FLOOR

Bedroom 1

3.98m × 3.34m 13'1" × 11'0"

Bedroom 4

3.62m × 2.75m 11'11" × 9'0"

Bedroom 5

2.98m × 2.54m 9'9" × 8'4"

SECOND FLOOR

Bedroom 2

4.66m × 3.36m 15'4" × 11'1"

Bedroom 3

3.65m × 2.84m 12'0" × 9'4"



[Discover more about this home](#)



[View our current availability](#)

The floor plans depict a typical layout of this house type. For exact plot specification, details of external and internal finishes, dimensions and floor plan differences consult your Sales Executive. All dimensions are + or - 50mm and floor plans are not shown to scale. The kitchen layout and furniture positions are for indicative purposes only. The computer generated image is for illustrative purposes only and it is from an imaginary viewpoint within an open space area. Its purpose is to give a feel for the development, not an accurate description of each property. The illustration shows a typical Taylor Wimpey home of this type, but there are, however, variances from site to site. External materials, finishes, landscaping and the position of garages (where provided) may vary throughout the development. Properties may also be built handed (mirror image). Images may include optional upgrades at an additional cost. Please ask for further details. Please speak to our Sales Executives regarding the tenure of our new homes. 54119 / January 2023.



The Camdale

5 BEDROOM HOME, TOTAL 2,214 sq ft / 205.68m²



GROUND FLOOR

Kitchen/Breakfast/Family Area
6.62m x 3.50m 21'9" x 11'6"

Dining Room
5.07m x 3.14m 16'8" x 10'4"

Living Room
5.07m x 3.81m 16'8" x 12'6"



FIRST FLOOR

Bedroom 1
3.81m x 3.39m 12'6" x 11'1"

Dressing Area
3.81m x 1.60m 12'6" x 5'3"

Bedroom 2
5.07m x 3.14m 16'8" x 10'4"

Bedroom 3
3.65m x 3.50m 12'0" x 11'6"



SECOND FLOOR

Bedroom 4 max.
5.07m x 3.81m 16'8" x 12'6"

Bedroom 5 max.
4.70m x 3.17m 15'5" x 10'5"

[→ Discover more about this development](#)

[→ View our current availability](#)

The floor plans depict a typical layout of this house type. For exact plot specification, details of external and internal finishes, dimensions and floor plan differences consult your Sales Executive. All dimensions are + or - 50mm and floor plans are not shown to scale. The kitchen layout and furniture positions are for indicative purposes only. The computer generated image is for illustrative purposes only and it is from an imaginary viewpoint within an open space area. Its purpose is to give a feel for the development, not an accurate description of each property. The illustration shows a typical Taylor Wimpey home of this type, but there are, however, variances from site to site. External materials, finishes, landscaping and the position of garages (where provided) may vary throughout the development. Properties may also be built handed (mirror image). Images may include optional upgrades at an additional cost. Please ask for further details. Please speak to our Sales Executives regarding the tenure of our new homes. 54119 / January 2023.

Ways to buy

Everyone knows buying a new home is an exciting time. But it can be a stressful one too, which is why our Sales Executives and customer relations managers are there to help every step of the way, from your initial enquiry right through to opening the front door of your new home for the first time.



First time buyer?

 Here's how we can help

Existing home owner?

 Here's how we can help



Please speak to your Sales Executive for further details.

Take your next step



Find your dream home
on our website.



**Book an
appointment to
view our show homes.**



Take a virtual tour of
our homes from the
comfort of your sofa.



Have your questions
answered by calling
our sales executives on
01954 380 179.



Find out how we can
get you moving with
our buying schemes.



Book an appointment



How to buy a home



BURGHLEY GREEN Dobbins Avenue, West Cambourne, Cambridgeshire, CB23 6LL

CONTACT US ON 01954 380 179

Taylor Wimpey

Taylor Wimpey in their efforts to improve designs reserve the right to alter site plans, floor plans, elevations and specifications without notice. All lifestyle and location imagery used within this brochure is indicative only. Taylor Wimpey houses are sold freehold and apartments are sold leasehold. Please see the development page on our website for further details. Information is correct at the time of going to broadcast. Please speak to your Sales Executive for further details.