



# Rivermark

POPLAR | E14

---

**Personalising your own home**



Computer generated image

# Welcome to your Rivermark Choices brochure

Taylor Wimpey London have created modern and stylish palettes to provide you with the opportunity to select your preferred finishes and turn your property into a home.

We are here to help you on your journey. If you would like any further information regarding the customer palettes, or to talk to your sales executive about your property, please do not hesitate to get in touch.

**EMAIL:** [rivermark@taylorwimpey.com](mailto:rivermark@taylorwimpey.com)

**TELEPHONE:** 020 3993 2469

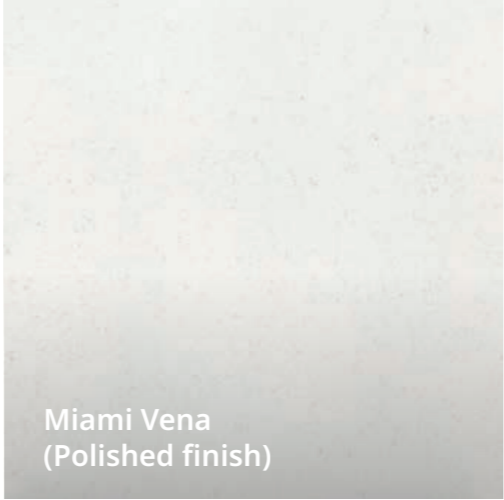

---

## Apartment Palette Options

Light Palette 4 | Earth Palette 10 | River Palette 16 | Options & Extras 22

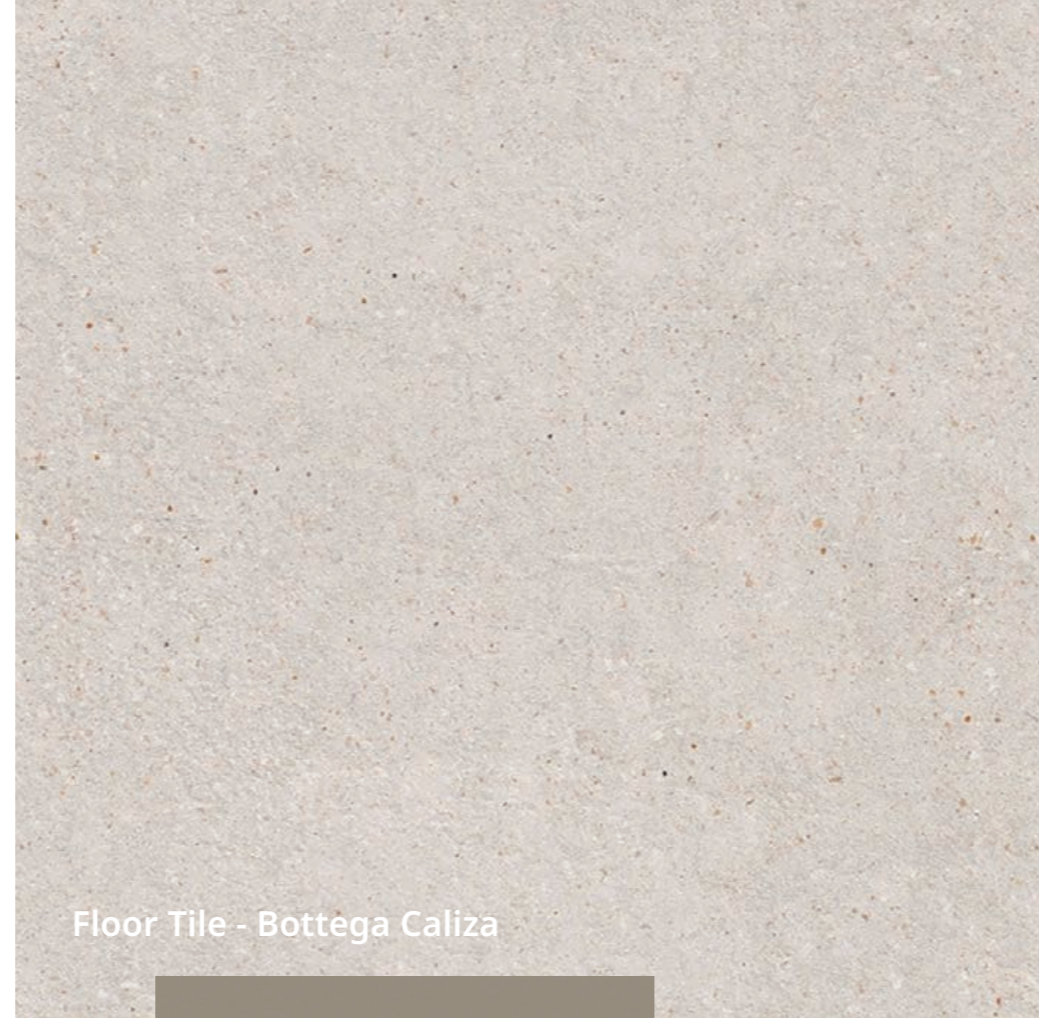
# Light Palette

## Kitchen



# Light Palette

Bathroom & En suite



# Light Palette

## Flooring



Computer generated image



**Kitchen, living and hallway  
Amtico - Muted Oak**



**Carpets to bedrooms  
(and stairs if applicable) - Dove Grey**



Computer generated image

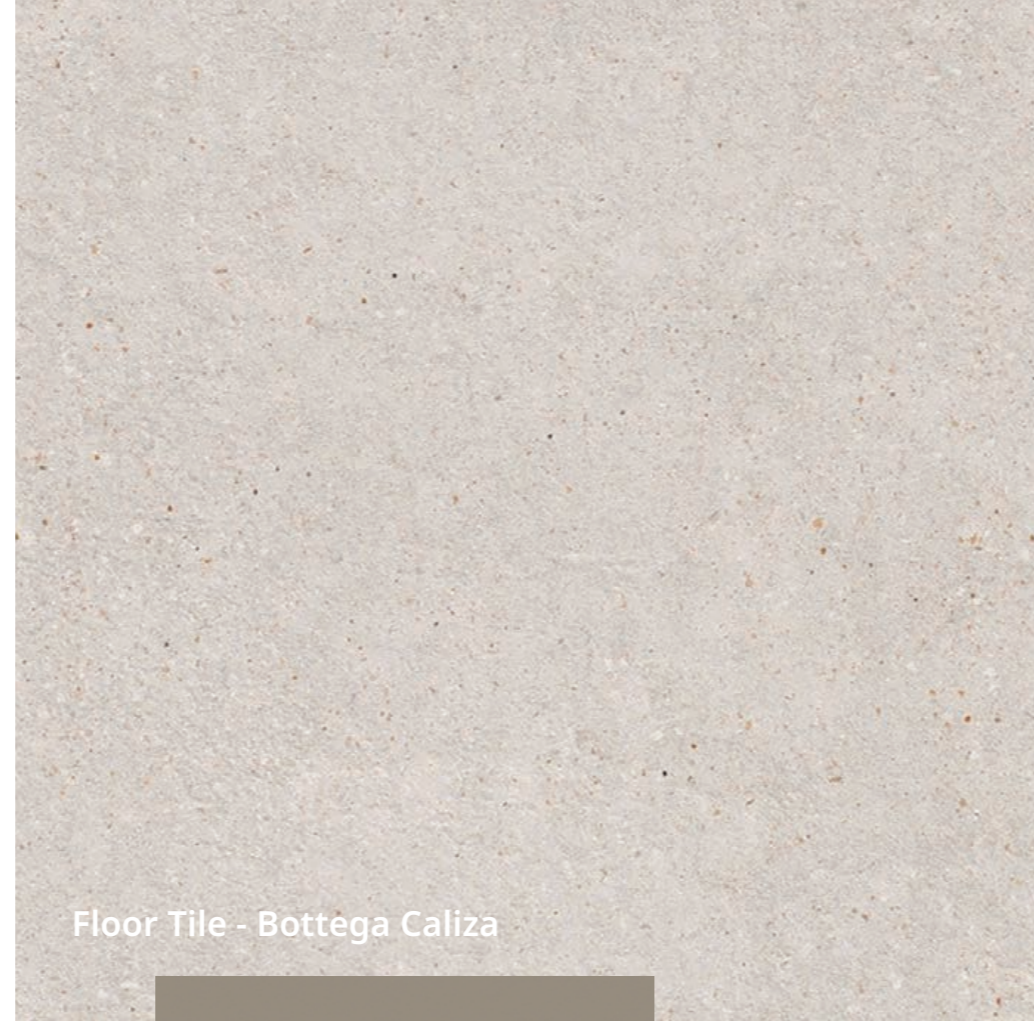
# Earth Palette

## Kitchen



# Earth Palette

Bathroom & En suite



# Earth Palette

## Flooring



**Kitchen, living and hallway –  
Amtico - Muted Oak**



**Carpets to bedrooms  
(and stairs if applicable) – Dove Grey**




# River Palette

## Kitchen



# River Palette

Bathroom & En suite



# River Palette

## Flooring



**Kitchen, living and hallway –  
Amtico Powdered Oak**



**Carpets to bedrooms  
(and stairs if applicable) – Mineral Ice**



# Options & Extras

## Wardrobe


Your bedroom 1\* includes a 1300mm length sliding door wardrobe with mirrored doors, shelf and hanging rail as standard.

The sketch shown helps to illustrate the layout for your reference. Should you wish to purchase a further wardrobe for your 2nd or 3rd bedroom (if applicable), prices are available upon request.

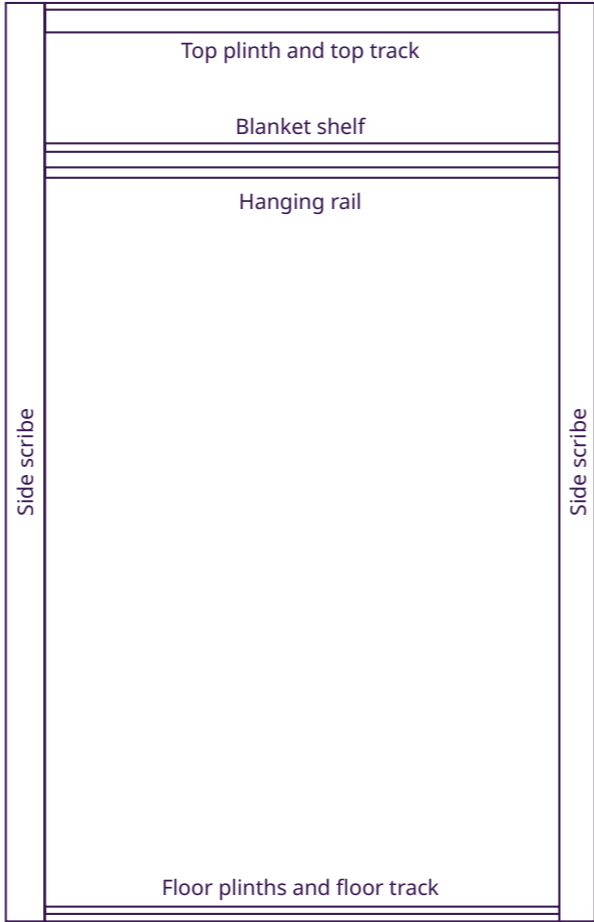
(Availability is subject to the size of the room).



**River Palette –  
Light grey with mirrored  
sliding doors**



**Light & Earth Palette –  
Pebble grey with mirrored  
sliding doors**



## Bedroom Flooring

Carpet is installed as standard to all bedrooms, however an Amtico flooring upgrade is available in the same finish as living areas. Prices available on request as the costs are dependent on the size of the room.



**River Palette –  
Amtico Powdered oak**



**Light & Earth Palette –  
Amtico - Muted Oak**

# Rivermark specification

The information below shows the intended specification for each of the homes available at Rivermark. Everything has been professionally designed and thoughtfully chosen to maximise space and light.

## Kitchens

- Fitted Symphony kitchen units, stone worktops & splashback
- Integrated appliances
  - Bosch stainless steel built-under single oven or built in tall housing (where design permits)
  - Bosch ceramic hob
  - Integrated extractor hood
  - Bosch fridge/freezer with 70/30 divide
  - Bosch dishwasher
  - Bosch washer/dryer\*
- Le Mans carousel & pull out larder where design permits
- Soft close doors/drawers
- Under wall unit & under handle lighting
- Under mounted stainless steel sink and swan neck tap
- Soft close doors and drawers with glass detail
- 30L waste & recycling bins

## Bathrooms – standard

- White sanitaryware throughout with 80L bath
- Chrome mixer tap to wash basins
- Thermostatic shower, bath screen and Porcelanosa full-height tiling to bath
- Thermostatic shower to shower enclosure in en suite, with full height tiling
- White sanitaryware
- Porcelanosa half-height tiling to all walls
- Roca mirrored cabinet to bathroom & en suite
- Extractor fan
- Shaver socket to en suite or main bathroom (if no en suite)
- Heated towel rail to bathroom and en suite

## Doors and windows

- Timber front entrance door with multi-point lock
- Aluminium double glazed windows with security locks
- Audio/video door entry system

## Electrical

- White downlights to kitchen, living, dining, bathrooms & en suites, bedrooms
- Batten light to utility cupboard

- USB charge point to kitchen†
- Satin chrome switches throughout
- Multi-socket media plate to living room (to be connected by purchaser)
- TV and telephone point to bedroom 1 (to be connected by purchaser)
- Mains operated smoke detector with battery backup
- Mechanical extract ventilation to selected plots‡

## Heating

- Underfloor heating throughout (excluding storage cupboards, bathrooms and en suites)
- Heated towel rail to bathroom and en suite

## Internal finishes

- White painted internal doors with chrome furniture
- Soft white painted walls and smooth white ceilings
- White painted mouldings including skirting boards, architraves and window boards

## Flooring

- Abingdon Essentials carpet to bedrooms, available in a variety of colours
- Amtico Spacia to all other areas, available in a variety of styles
- Porcelanosa tiled floors to bathroom & en suite

## Wardrobes

- 1,300mm mirrored sliding wardrobe to bedroom 1 (location as shown on the plan, position cannot be altered)



## Optional upgrades

### Wardrobes

- Additional 1,300mm wardrobe to further bedrooms in accordance to specified layouts

### Flooring

- Amtico to bedrooms



Please refer to your electrical layout for specific lighting specification. All of the specification listed is included in our apartments as standard. For the specification included in our houses, please see the separate house specification list. Standard specifications are correct at time of going to print, but are subject to change without notice. Please contact the Sales Executive for further information. Flow restrictors included to reduce water consumption. \*Located within hall cupboard to certain plots. Please speak to a sales executive for further information. †Size is approximate, variations do occur due to layout restrictions. ‡Standard fitting, no surge protection.



# Rivermark

POPLAR | E14



**EMAIL:** [rivermark@taylorwimpey.com](mailto:rivermark@taylorwimpey.com)

**TELEPHONE:** 020 3993 2469

Standard specifications are correct at time of going to print, but are subject to change without notice. Please contact the Sales Executive for further information. These are the only options available and are subject to stage of construction. We will not be able to accommodate any changes to the specification or layout other than the options available. Options are correct at the time of going to print, but are subject to plot size. Please speak to a Sales Executive for further details. Images are indicative only and may include optional upgrades at additional cost. April 2026.

**Taylor  
Wimpey**