

HELENSBURGH GOLF CLUB REDEVELOPMENT



Taylor Wimpey

The Redevelopment of Helensburgh Golf Club

Overlooking the Clyde Estuary, the redevelopment of Helensburgh golf course in partnership with Taylor Wimpey aims to deliver an impressive development of 307 new homes, along with upgrades and reconfiguration of the existing golf course.

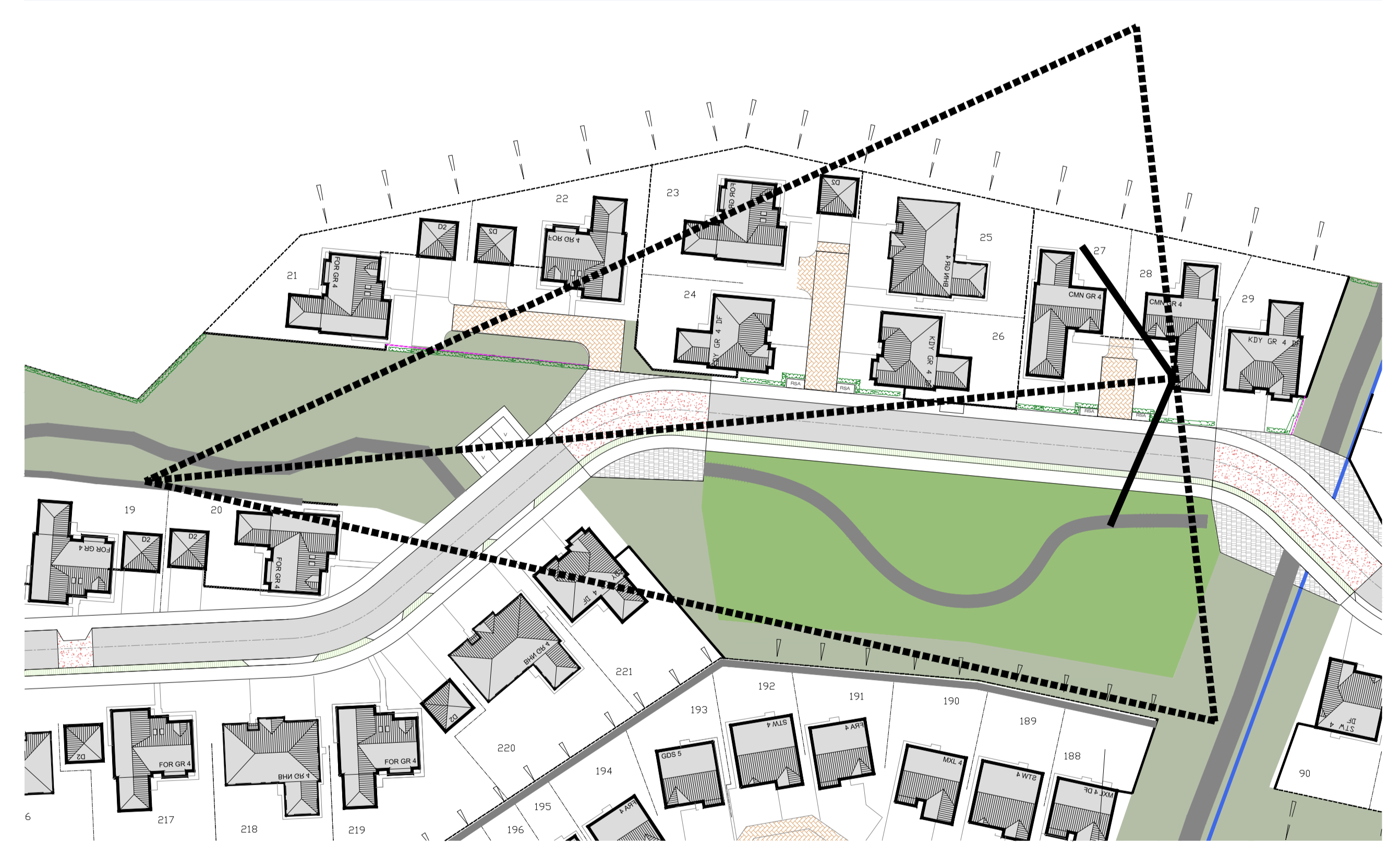
The proposals include an impressive range of 1 to 5 bedroom homes from Taylor Wimpey's Scottish housetype range, along with a choice of 4 & 5 bedroom homes from their Caledonian Collection homes to appeal to a wide range of customers. In accordance with Council policy, 25% of homes will be affordable homes.

The development has been designed to maximise the outdoors for the enjoyment of the community with pockets of green space and upgrades to cycling and pedestrian routes via Old Luss Road along with new connections to the core footpath network.

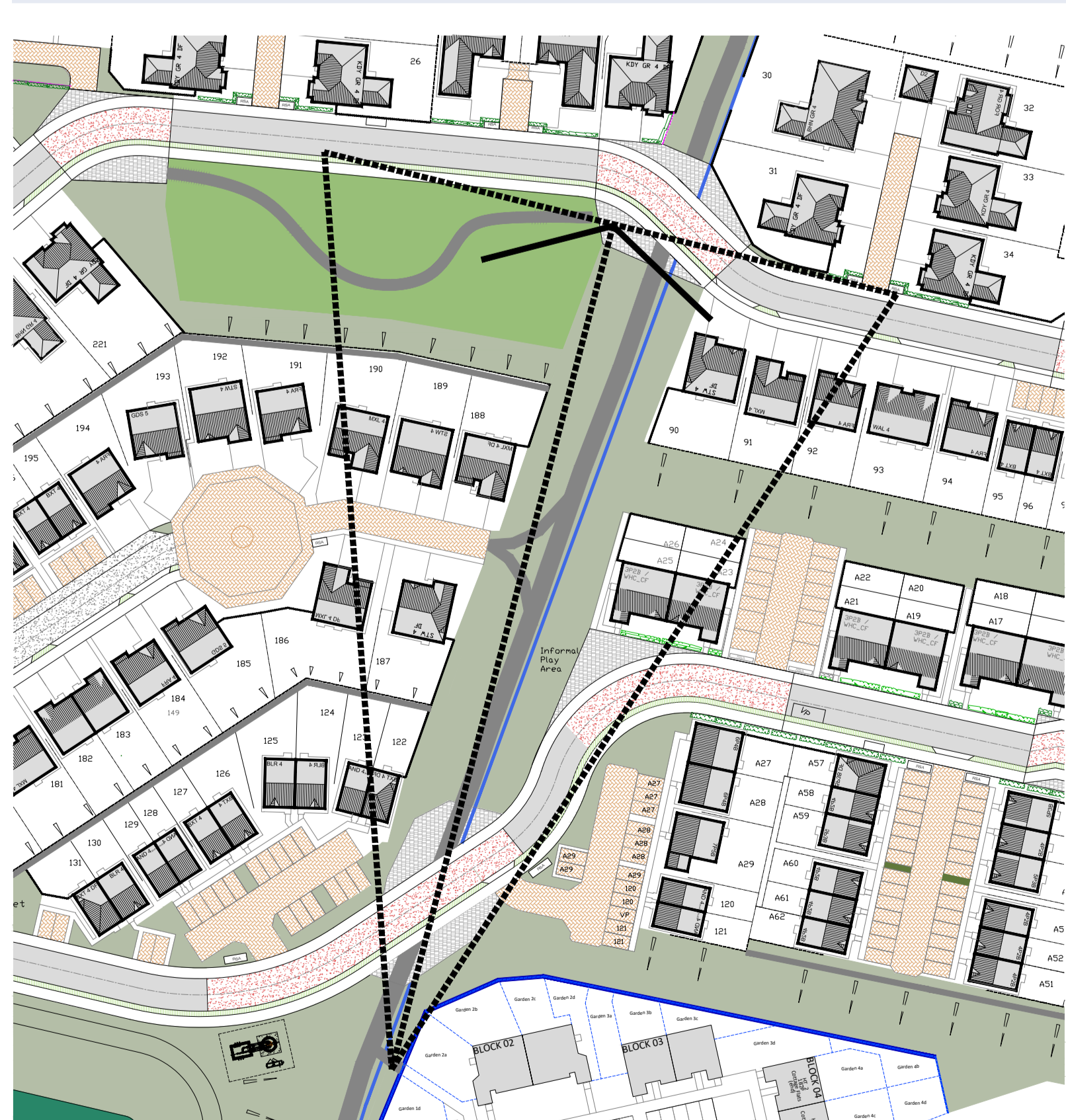
Housing Plan



Plot 20 looking East



Plot 2B looking North



HELENSBURGH GOLF CLUB REDEVELOPMENT



**Taylor
Wimpey**

Helensburgh Golf Club, the next 100 years

A major re-development of Helensburgh Golf Club which will include sand capped fairways for year round golf and USGA style greens. Included in this development is a 6 hole Par 3 'nursery' course for members and beginners who may not have the time for a full round of golf. There will also be major improvements and modernisation to our practice facilities. In addition to the course will be a brand new clubhouse which will cater for members and private functions alike. A separate building is provided for storage of clubs, trolleys and buggies. This building will also house a state of the art swing studio run by our resident PGA Professional, Fraser Hall.



View from Housing Development



Members Bar overlooking the 18th Green



Function Suite with views Southward over the Clyde Estuary



South-East facing External Terrace



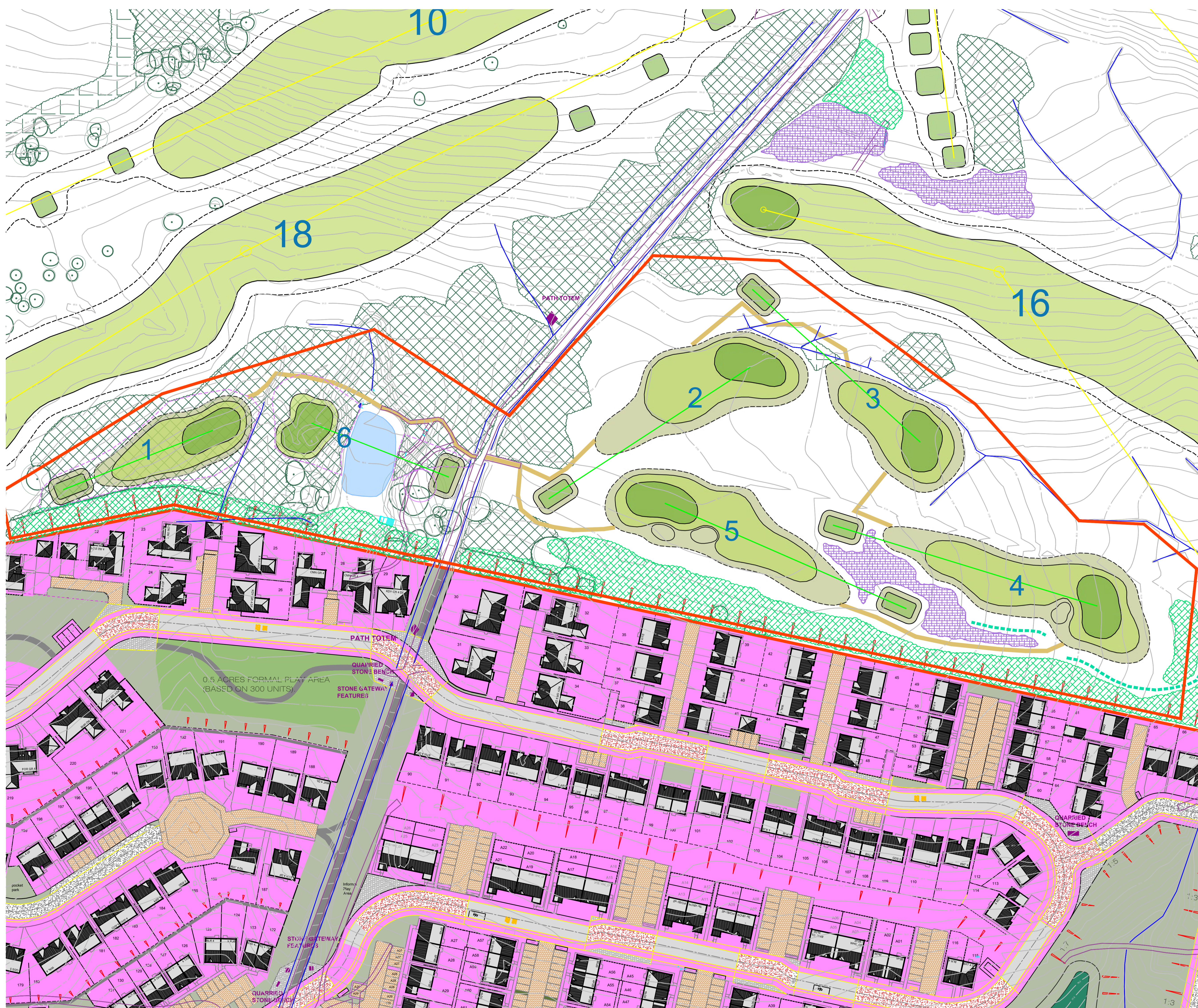
Course Option C

HELENSBURGH GOLF CLUB REDEVELOPMENT



Taylor
Wimpey

Par 3 Course and Driving Range



Legend	
	6 Hole boundary (3.6ha)
	Proposed swale
	Proposed drain pipe
	Proposed cut
	Proposed fill
	Footpath
	Proposed Golfers/Maintenance Path
	Playline - Main 18 hole course
	Playline - 6 Hole par 3 course
	Electric line (pylons)
	Existing contours (2.5m intervals)
	Existing contours (0.5m intervals)
	Existing/retained Waterline/ditch
	Proposed SW basin
	Existing vegetation - trees
	Existing vegetation - shrubs
	Proposed water body
	Proposed fairway
	Proposed green
	Proposed tee

Par 3 Course

