

**Taylor
Wimpey**

Find your way around

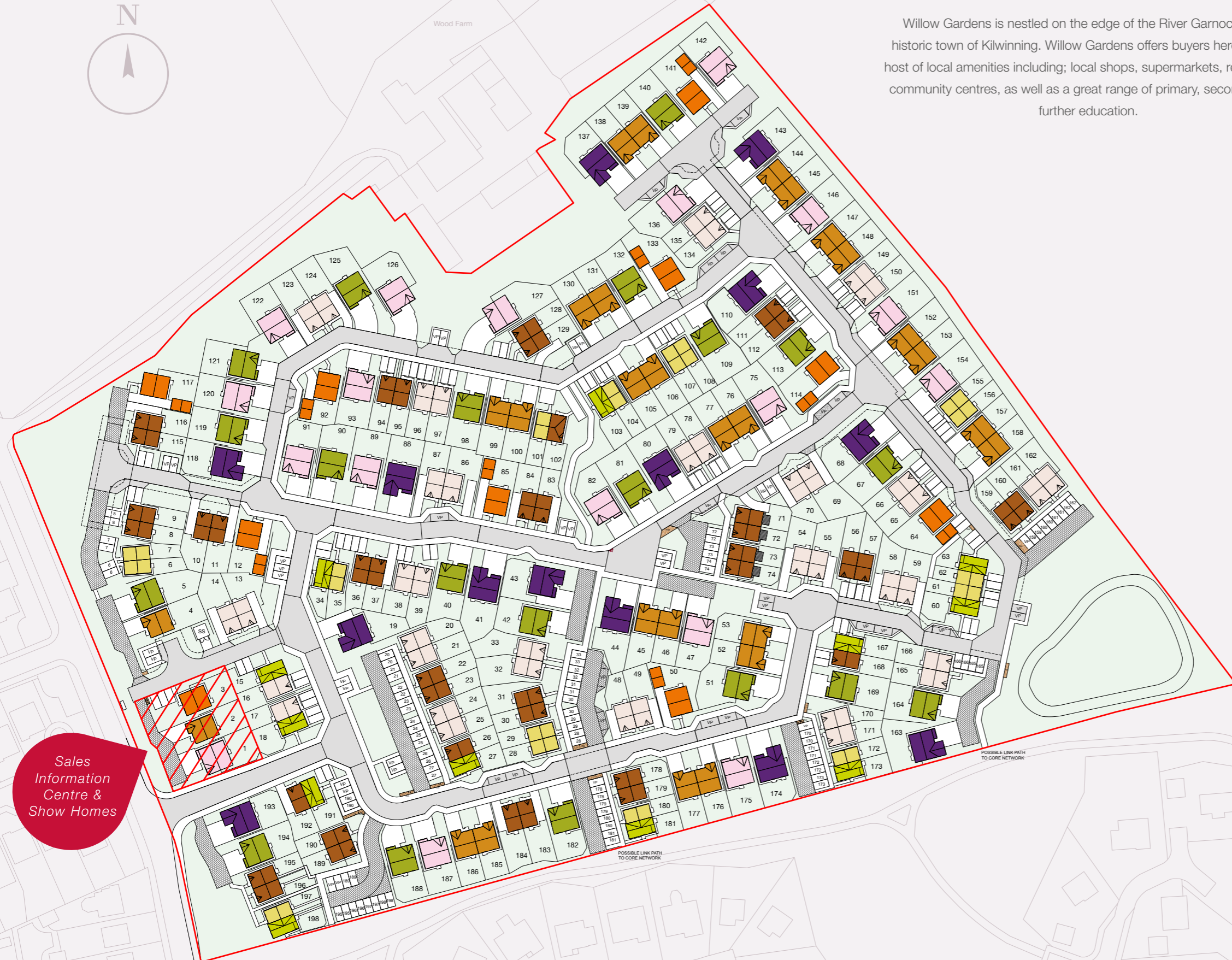
WILLOW GARDENS

KILWINNING | NORTH AYRSHIRE

Get to know
WILLOW GARDENS

KILWINNING | NORTH AYRSHIRE

Willow Gardens is nestled on the edge of the River Garnock in the historic town of Kilwinning. Willow Gardens offers buyers here a whole host of local amenities including; local shops, supermarkets, restaurants, community centres, as well as a great range of primary, secondary and further education.



Sales Information Centre & Show Homes

2 BEDROOM HOMES

- The Andrew**
 2 bedroom home
Plots: 6, 7, 28, 29, 35, 61, 62, 101, 104, 107, 108, 155, 156, 172, 180, 197

3 BEDROOM HOMES

- The Baxter**
 3 bedroom home
Plots: 8, 9, 10, 11, 22, 23, 26, 30, 31, 36, 37, 56, 57, 71, 72, 73, 74, 83, 84, 94, 95, 102, 111, 112, 115, 116, 128, 129, 159, 160, 168, 178, 179, 183, 184, 189, 190, 192, 195, 196
- The Blair**
 3 bedroom home
Plots: 13, 14, 16, 17, 20, 21, 24, 25, 32, 33, 38, 39, 48, 49, 54, 55, 58, 59, 65, 66, 69, 70, 78, 79, 86, 87, 96, 97, 123, 124, 134, 135, 149, 150, 161, 162, 165, 166, 170, 171
- The Boswell**
 3 bedroom home
Plots: 15, 18, 27, 34, 60, 63, 103, 167, 173, 181, 191, 198
- The Chalmers**
 3 bedroom home
Plots: 2, 4, 45, 46, 52, 53, 76, 77, 99, 100, 105, 106, 130, 131, 138, 139, 144, 145, 147, 148, 152, 153, 157, 158, 176, 177, 185, 186

4 BEDROOM HOMES

- The Drummond**
 4 bedroom home
Plots: 3, 12, 50, 64, 85, 92, 114, 117, 133, 141
- The Fraser**
 4 bedroom home
Plots: 5, 40, 42, 51, 67, 81, 90, 98, 109, 113, 119, 121, 125, 132, 140, 164, 169, 182, 188, 194
- The Geddes**
 4 bedroom home
Plot: 1, 47, 75, 82, 89, 91, 93, 120, 122, 126, 127, 136, 142, 146, 151, 154, 175, 187
- The Maxwell**
 4 bedroom home
Plots: 19, 41, 43, 44, 68, 80, 88, 110, 118, 137, 143, 163, 174, 193

The Development Layout does not show details of gradients of land, boundary treatments, local authority street lighting or landscaping. It is our intention to build in accordance with this layout. However, there may be occasions when the house designs, boundaries, landscaping and positions of roads and footpaths change as the development proceeds. Please check the details of your chosen property with your Sales Executive prior to reservation. RB12983/September 2020



Taylor
Wimpey



RESERVATION PROCESS

A handy step by step guide on how to reserve a
Taylor Wimpey home at Willow Gardens.



1

Pre-qualify for a mortgage

You can get an Agreement In Principle from any broker/lender you choose, or use one of our Independent Financial Advisors in order to get onto the waitlist. The details for both advisors working with the team at Willow Gardens are provided for your convenience - The New Homes Group:01786347642 or First Mortgages: 07730145984.



2

Identification

Before we can book the reservation, you will need to provide us with 2 forms of identification - proof of name and proof of address. The different types of ID that we will accept are; passport and driving licence; passport OR driving licence and utility bill; P60 or Mortgage Statement.



3

Get in touch

When you have chosen the new home you are interested in at the development, just let our sales executive know which home you are interested in by sending an email with your contact information to Willow.Gardens@taylorwimpey.com



4

We'll contact you

We will then contact you to find out what your specific requirements are, and check that you have been financially qualified before confirming with you that we should add you to the waiting list for that home.



5

Property Release

When a property is released for sale, our sales executive will call the first customer who is in the best position to purchase to confirm if they would still like to proceed. Any customer contacted by our sales executives about a plot of interest will have 24 hours to confirm if they would like to proceed.



6

Release for general sale

New homes for sale will only be published on our website when all customers on the waiting list for a particular home have been contacted, and if the plot remains available.

Taylor
Wimpey

THE ANDREW

2 BEDROOM HOME

Every new home will feature solar panels to either the front or rear roofline. This is to be compliant with 2015 Building Regulations. Please speak with our Sales Executive for the plot specific design.

Images include optional upgrades at additional cost. This image is from an imaginary viewpoint within an open space area. Its purpose is to give a feel for the development, not an accurate description of each property. The illustration shows a typical Taylor Wimpey home of this type, but there are, however, variances from site to site. External materials, finishes, landscaping and the position of garages, (where provided) may vary throughout the development. Properties may also be built handed (mirror image). Please enquire for further details.

THE ANDREW

The two bedroom Andrew offers a stylish and practical place to call home. The welcoming central hall of the Andrew leads to a contemporary kitchen that overlooks the front garden. There's also a handy downstairs WC as well as a hall storage cupboard. The living room/dining area includes French doors to the rear garden making this a great space for entertaining or relaxing. Upstairs there are two well-proportioned bedrooms as well as a family bathroom.

GROUND FLOOR



FIRST FLOOR



Kitchen	2.06m x 3.30m	6' 9" x 10' 10"
Living Room/Dining Area	4.02m x 3.54m	13' 2" x 11' 8"
WC	1.80m x 1.22m	5' 11" x 4' 0"

Bedroom 1	4.02m x 3.59m	13' 2" x 11' 9"
Bedroom 2 (max)	4.02m x 2.40m	13' 2" x 7' 11"
Bathroom (over bath)	1.77m x 2.10m	5' 10" x 6' 11"

* Plot specific windows. The floor plans depict a typical layout of this house type. For exact plot specification, details of external and internal finishes, dimensions and floor plan differences consult your Sales Executive. All dimensions are + or - 50mm and floor plans are not shown to scale.

Want to view one of our gorgeous new show homes?
Find a development and book an online appointment at:

[taylorwimpey.co.uk](https://www.taylorwimpey.co.uk)

**Taylor
Wimpey**

Taylor
Wimpey

THE BAXTER

3 BEDROOM HOME

Every new home will feature solar panels to either the front or rear roofline. This is to be compliant with 2015 Building Regulations. Please speak with our Sales Executive for the plot specific design.

Images include optional upgrades at additional cost. This image is from an imaginary viewpoint within an open space area. Its purpose is to give a feel for the development, not an accurate description of each property. The illustration shows a typical Taylor Wimpey home of this type, but there are, however, variances from site to site. External materials, finishes, landscaping and the position of garages, (where provided) may vary throughout the development. Properties may also be built handed (mirror image). Please enquire for further details.

THE BAXTER

The three bedroom Baxter offers a practical layout that will appeal to a wide range of buyers. This is a great family home offering three well-proportioned bedrooms upstairs as well as a family bathroom. Downstairs there is plenty of space for the family to relax in the living room/dining area overlooking the rear garden, plus there is great storage in the hall and in the living room, as well as a downstairs WC and contemporary kitchen.

GROUND FLOOR



FIRST FLOOR



Kitchen (max.)	2.39m x 2.77m	7' 10" x 9' 1"
Living Room/Dining Area (max.)	4.58m x 4.10m	15' 0" x 13' 5"
WC	2.39m x 1.17m	7' 10" x 3' 10"

Bedroom 1 (max.)	4.58m x 3.64m	15' 0" x 11' 11"
Bedroom 2 (max.)	2.59m x 3.33m	8' 6" x 10' 11"
Bedroom 3 (max.)	1.92m x 3.33m	6' 4" x 10' 11"
Bathroom (over bath)	1.81m x 2.00m	5' 11" x 6' 7"

The floor plans depict a typical layout of this house type. For exact plot specification, details of external and internal finishes, dimensions and floor plan differences consult your Sales Executive. All dimensions are + or - 50mm and floor plans are not shown to scale.

Want to view one of our gorgeous new show homes?
Find a development and book an online appointment at:

taylorwimpey.co.uk

**Taylor
Wimpey**

Taylor
Wimpey

THE BLAIR

3 BEDROOM HOME



Every new home will feature solar panels to either the front or rear
roofline. This is to be compliant with 2015 Building Regulations.
Please speak with our Sales Executive for the plot specific design.

Images include optional upgrades at additional cost. This image is from an imaginary viewpoint within an open space area. Its purpose is to give a feel for the development, not an accurate description of each property. The illustration shows a typical Taylor Wimpey home of this type, but there are, however, variances from site to site. External materials, finishes, landscaping and the position of garages, (where provided) may vary throughout the development. Properties may also be built handed (mirror image). Please enquire for further details.

THE BLAIR

The Blair is a stylish home offering a great layout that is ideal for first-time buyers or young families. With a practical layout that offers three well-proportioned bedrooms upstairs including bedroom one with an en suite shower, and two further bedrooms as well as a family bathroom. Downstairs there is plenty of space for the family to relax in the living room and the kitchen/dining area overlooks the rear garden. You'll find a generous storage cupboard off the kitchen/dining area, plus there is a convenient downstairs WC.

GROUND FLOOR



Kitchen/Dining Area (max.)	5.10m x 2.77m	16' 9" x 9' 1"
Living Room	3.18m x 4.10m	10' 5" x 13' 5"
WC	2.22m x 1.17m	7' 3" x 3' 10"

FIRST FLOOR



Bedroom 1 (max.)	4.01m x 3.64m	13' 2" x 11' 11"
Bedroom 2 (max.)	2.88m x 3.33m	9' 6" x 10' 11"
Bedroom 3	2.19m x 3.33m	7' 2" x 10' 11"
Bathroom (over bath)	1.81m x 2.00m	5' 11" x 6' 7"
En suite (over shower)	1.73m x 2.02m	5' 8" x 6' 8"

The floor plans depict a typical layout of this house type. For exact plot specification, details of external and internal finishes, dimensions and floor plan differences consult your Sales Executive. All dimensions are + or - 50mm and floor plans are not shown to scale.

Want to view one of our gorgeous new show homes?
Find a development and book an online appointment at:

taylorwimpey.co.uk

**Taylor
Wimpey**

Taylor
Wimpey

THE BOSWELL

3 BEDROOM HOME



Every new home will feature solar panels to either the front or rear roofline. This is to be compliant with 2015 Building Regulations. Please speak with our Sales Executive for the plot specific design.

Images include optional upgrades at additional cost. This image is from an imaginary viewpoint within an open space area. Its purpose is to give a feel for the development, not an accurate description of each property. The illustration shows a typical Taylor Wimpey home of this type, but there are, however, variances from site to site. External materials, finishes, landscaping and the position of garages, (where provided) may vary throughout the development. Properties may also be built handed (mirror image). Please enquire for further details.

THE BOSWELL

The Boswell is a stylish home with a practical layout that offers three well-proportioned bedrooms including bedroom one with an en suite, and two further bedrooms and a family bathroom. Downstairs there is plenty of space to relax with a generous living room that extends the full width of this home, plus French doors to the rear garden make this a light and bright space. The practicalities of a fully-fitted kitchen add to the overall appeal of this home.

GROUND FLOOR



Kitchen/Dining Area	4.58m x 2.98m	15' 0" x 9' 9"
Living Room	4.63m x 3.17m	15' 2" x 10' 5"
WC	1.82m x 1.10m	6' 0" x 3' 7"

FIRST FLOOR



Bedroom 1	3.33m x 3.21m	10' 11" x 10' 6"
Bedroom 2	2.61m x 3.03m	8' 7" x 9' 11"
Bedroom 3	1.94m x 3.03m	6' 4" x 9' 11"
Bathroom	1.83m x 1.99m	6' 0" x 6' 6"
En suite	1.83m x 2.43m	6' 0" x 8' 0"

The floor plans depict a typical layout of this house type. For exact plot specification, details of external and internal finishes, dimensions and floor plan differences consult your Sales Executive. All dimensions are + or - 50mm and floor plans are not shown to scale.

Want to view one of our gorgeous new show homes?
Find a development and book an online appointment at:

taylorwimpey.co.uk

**Taylor
Wimpey**

Taylor
Wimpey

THE CHALMERS

3 BEDROOM HOME

Every new home will feature solar panels to either the front or rear roofline. This is to be compliant with 2015 Building Regulations. Please speak with our Sales Executive for the plot specific design.

Images include optional upgrades at additional cost. This image is from an imaginary viewpoint within an open space area. Its purpose is to give a feel for the development, not an accurate description of each property. The illustration shows a typical Taylor Wimpey home of this type, but there are, however, variances from site to site. External materials, finishes, landscaping and the position of garages, (where provided) may vary throughout the development. Properties may also be built handed (mirror image). Please enquire for further details.

THE CHALMERS

The three bedroom Chalmers offers a practical and stylish family home with a convenient layout for contemporary living. The living room and dining area combine to create a great space to relax or entertain in and, along with the separate contemporary kitchen, these rooms offer access to the rear garden to maximise your outdoor space. The downstairs WC and hall storage cupboard add to the practical features of this home. Upstairs there are three bedrooms including bedroom one with an en suite shower room as well as a separate family bathroom.

GROUND FLOOR



Kitchen (max.)	2.68m x 3.56m	8' 10" x 11' 8"
Living Room/Dining Area	3.87m x 5.47m	12' 9" x 18' 0"
WC (max.)	1.73m x 2.13m	5' 8" x 7' 0"

FIRST FLOOR



Bedroom 1	3.55m x 3.65m	11' 8" x 12' 0"
Bedroom 2	3.04m x 3.65m	10' 0" x 12' 0"
Bedroom 3 (max.)	3.76m x 3.05m	12' 4" x 10' 0"
Bathroom (over bath)	2.83m x 2.03m	9' 4" x 6' 8"
En suite (over shower)	2.44m x 1.84m	8' 0" x 6' 1"

* Plot specific windows. The floor plans depict a typical layout of this house type. For exact plot specification, details of external and internal finishes, dimensions and floor plan differences consult your Sales Executive. All dimensions are + or - 50mm and floor plans are not shown to scale. RBxxxx / Date

Want to view one of our gorgeous new show homes?
Find a development and book an online appointment at:

taylorwimpey.co.uk

**Taylor
Wimpey**

Taylor
Wimpey

THE DRUMMOND

4 BEDROOM HOME



Every new home will feature solar panels to either the front or rear roofline. This is to be compliant with 2015 Building Regulations. Please speak with our Sales Executive for the plot specific design.

Images include optional upgrades at additional cost. This image is from an imaginary viewpoint within an open space area. Its purpose is to give a feel for the development, not an accurate description of each property. The illustration shows a typical Taylor Wimpey home of this type, but there are, however, variances from site to site. External materials, finishes, landscaping and the position of garages, (where provided) may vary throughout the development. Properties may also be built handed (mirror image). Please enquire for further details.

THE DRUMMOND

The four bedroom detached Drummond is a great family home with a practical layout. The welcoming central hall leads to a stylish and fully-fitted kitchen/dining area that has French doors to the rear garden. There's also a handy downstairs WC as well as a generous hall storage cupboard. The separate living room overlooks the front garden, and is a great space for entertaining or relaxing. Upstairs there are four well-proportioned bedrooms including bedroom one with an en suite shower room, as well as a practical family bathroom. The Drummond also benefits from a single detached garage.

GROUND FLOOR



Kitchen	3.07m x 3.80m	10' 1" x 12' 6"
Living Room	3.44m x 4.99m	11' 3" x 16' 4"
Dining Room	3.72m x 3.11m	12' 2" x 10' 3"
WC	1.86m x 1.16m	6' 1" x 3' 10"

FIRST FLOOR



Bedroom 1	3.97m x 2.72m	13' 0" x 8' 11"
Bedroom 2	2.74m x 3.36m	9' 0" x 11' 0"
Bedroom 3	3.65m x 2.72m	12' 0" x 8' 11"
Bedroom 4	3.07m x 2.06m	10' 1" x 6' 9"
Bathroom	2.15m x 2.02m	7' 1" x 6' 7"
En suite	2.36m x 1.05m	7' 9" x 3' 5"

The floor plans depict a typical layout of this house type. For exact plot specification, details of external and internal finishes, dimensions and floor plan differences consult your Sales Executive. All dimensions are + or - 50mm and floor plans are not shown to scale.

Want to view one of our gorgeous new show homes?
Find a development and book an online appointment at:

taylorwimpey.co.uk

**Taylor
Wimpey**

Taylor
Wimpey

THE FRASER

4 BEDROOM HOME



Every new home will feature solar panels to either the front or rear roofline. This is to be compliant with 2015 Building Regulations. Please speak with our Sales Executive for the plot specific design.

Images include optional upgrades at additional cost. This image is from an imaginary viewpoint within an open space area. Its purpose is to give a feel for the development, not an accurate description of each property. The illustration shows a typical Taylor Wimpey home of this type, but there are, however, variances from site to site. External materials, finishes, landscaping and the position of garages, (where provided) may vary throughout the development. Properties may also be built handed (mirror image). Please enquire for further details.

THE FRASER

The stylish four bedroom detached Fraser is a great place to call home. From the generous hallway, the spacious living room is an impressive space to relax, whilst the contemporary open-plan kitchen/dining area is the perfect place to entertain or enjoy meal times. Two large storage areas and a separate WC are helpful and practical additions to this stylish family home. Upstairs there are four bedrooms – including bedroom one with an en suite shower, as well as a separate family bathroom to make everyday life a breeze.

GROUND FLOOR



Kitchen/Dining Area	8.02m x 2.66m	26' 4" x 8' 9"
Living Room	3.17m x 5.24m	10' 5" x 17' 2"
WC	2.03m x 1.10m	6' 8" x 3' 6"

FIRST FLOOR



Bedroom 1	4.28m x 3.09m	14' 0" x 10' 1"
Bedroom 2	3.18m x 3.58m	10' 5" x 11' 9"
Bedroom 3	3.68m x 2.89m	12' 1" x 9' 6"
Bedroom 4	2.58m x 2.79m	8' 5" x 9' 2"
Bathroom	2.58m x 2.20m	8' 5" x 7' 3"
En suite	2.43m x 1.58m	8' 0" x 5' 2"

The floor plans depict a typical layout of this house type. For exact plot specification, details of external and internal finishes, dimensions and floor plan differences consult your Sales Executive. All dimensions are + or - 50mm and floor plans are not shown to scale.

Want to view one of our gorgeous new show homes?
Find a development and book an online appointment at:

taylorwimpey.co.uk

**Taylor
Wimpey**

Taylor
Wimpey

THE GEDDES

4 BEDROOM HOME



Every new home will feature solar panels to either the front or rear roofline. This is to be compliant with 2015 Building Regulations. Please speak with our Sales Executive for the plot specific design.

Images include optional upgrades at additional cost. This image is from an imaginary viewpoint within an open space area. Its purpose is to give a feel for the development, not an accurate description of each property. The illustration shows a typical Taylor Wimpey home of this type, but there are, however, variances from site to site. External materials, finishes, landscaping and the position of garages, (where provided) may vary throughout the development. Properties may also be built handed (mirror image). Please enquire for further details.

THE GEDDES

The four bedroom detached Geddes offers superb family accommodation and kerb appeal. The open-plan kitchen/dining area with French doors that lead to the rear garden is ideal for informal family dining. The separate living room is a great entertaining space. Upstairs you will find four well-proportioned bedrooms with an en suite shower to bedroom one. Bedrooms two and three offer a Jack and Jill en suite shower. A handy integral garage offers practical storage.

GROUND FLOOR



Kitchen/Dining Area	8.27m x 2.80m	27' 2" x 9' 2"
Living Room	3.16m x 5.34m	10' 5" x 17' 6"
WC	2.54m x 1.14m	8' 4" x 3' 9"

FIRST FLOOR



Bedroom 1 (max)	3.78m x 3.89m	12' 5" x 13' 1"
Bedroom 2 (max)	4.39m x 2.88m	14' 5" x 9' 6"
Bedroom 3	2.65m x 3.48m	8' 8" x 11' 5"
Bedroom 4	3.19m x 2.89m	10' 6" x 9' 6"
Bathroom (max)	2.25m x 2.34m	7' 5" x 7' 8"
En suite 1 (over shower)	2.09m x 1.81m	6' 11" x 5' 11"
En suite 2 (over shower)	2.65m x 1.73m	8' 8" x 5' 8"

The floor plans depict a typical layout of this house type. For exact plot specification, details of external and internal finishes, dimensions and floor plan differences consult your Sales Executive. All dimensions are + or - 50mm and floor plans are not shown to scale.

Want to view one of our gorgeous new show homes?
Find a development and book an online appointment at:

taylorwimpey.co.uk

**Taylor
Wimpey**

Taylor
Wimpey

THE MAXWELL

4 BEDROOM HOME



Every new home will feature solar panels to either the front or rear
roofline. This is to be compliant with 2015 Building Regulations.
Please speak with our Sales Executive for the plot specific design.

Images include optional upgrades at additional cost. This image is from an imaginary viewpoint within an open space area. Its purpose is to give a feel for the development, not an accurate description of each property. The illustration shows a typical Taylor Wimpey home of this type, but there are, however, variances from site to site. External materials, finishes, landscaping and the position of garages, (where provided) may vary throughout the development. Properties may also be built handed (mirror image). Please enquire for further details.

THE MAXWELL

The Maxwell four bedroom detached home is not only a practical family home, but it is also a great addition to any street scene. This home features a spacious living room to the front and the impressive kitchen/dining area offers a thoughtful layout for busy families. Upstairs, are four double bedrooms with an en suite shower to bedroom one and family bathroom. An integral garage and utility room adds to the overall practicality of this great family home.

GROUND FLOOR



Kitchen/Dining Area	8.69m x 3.07m	28' 6" x 10' 1"
Living Room	4.20m x 4.44m	13' 9" x 14' 7"
WC	1.78m x 1.12m	5' 11" x 3' 7"
Utility	1.82m x 2.14m	6' 0" x 7' 2"

FIRST FLOOR



Bedroom 1 (max)	4.20m x 4.49m	13' 9" x 14' 9"
Bedroom 2 (max)	3.39m x 3.39m	11' 1" x 11' 1"
Bedroom 3	3.26m x 3.10m	10' 8" x 10' 2"
Bedroom 4 (max.)	3.09m x 3.77m	10' 2" x 12' 5"
Bathroom (over bath)	2.20m x 3.10m	7' 3" x 10' 2"
En suite (inc. shower)	1.64m x 2.72m	5' 5" x 8' 11"

The floor plans depict a typical layout of this house type. For exact plot specification, details of external and internal finishes, dimensions and floor plan differences consult your Sales Executive. All dimensions are + or - 50mm and floor plans are not shown to scale.

Want to view one of our gorgeous new show homes?
Find a development and book an online appointment at:

taylorwimpey.co.uk

**Taylor
Wimpey**

WILLOW GARDENS

Dalry Road
Kilwinning
North Ayrshire
KA13 7PU

CONTACT US ON

01294 446 823

SATNAV

KA13 7PU

Instagram #taylorwimpey

Twitter @TaylorWimpey

Facebook taylorwimpey

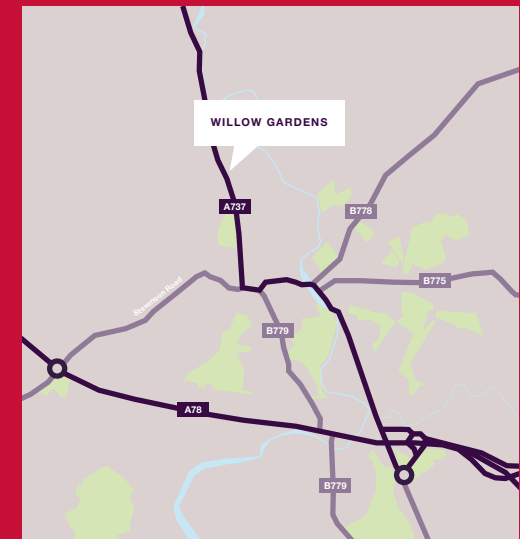
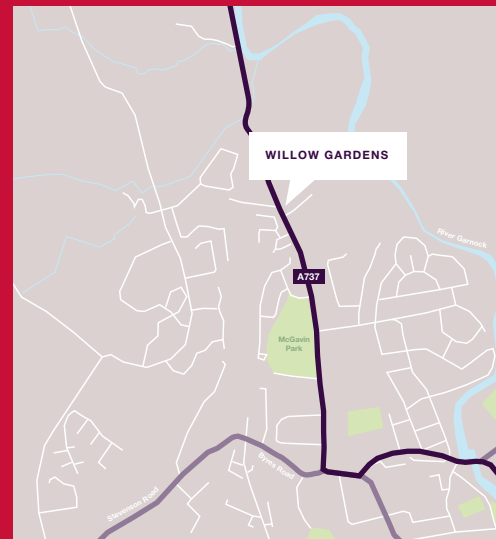
taylorwimpey.co.uk

FROM GLASGOW/THE WEST:

- From the M8 travelling west, join the A737 and follow the signs for Irvine
- Continue on the A737 for 16 miles
- At the roundabout take the first exit towards Dalgarven/Kilwinning
- Continue onto the Dalry road and Willow Gardens is located on the left hand side

FROM THE SOUTH/A78:

- Travelling north on the A78, stay in the first lane and take the exit for the Eglington Interchange Roundabout towards Irvine
- At the roundabout, take the first exit towards Kilwinning
- Continue on Kilwinning Road and take the 4th exit at the roundabout onto the A737
- Continue on the A737 for 1.6 miles and at the traffic lights, after Ayrshire College, turn right to continue on A737
- Take the first right on to Dalry Road. Continue on this road and Willow Gardens is located on the right hand side



Taylor Wimpey in their efforts to improve designs reserve the right to alter site plans, floor plans, elevations and specifications without notice. All lifestyle and location imagery used within this brochure is indicative only. Maps shown are not to scale. Distances are taken from google.co.uk/maps. Information is correct at the time of going to print. Please see the development page on our website for further details. For terms and conditions on our schemes and incentives, go to www.taylorwimpey.co.uk/terms. Information is correct at the time of going to print. Please speak to your sales executive for further details. RB12938/April 2022