



# Buckton Fields

BUCKTON FIELDS, NORTHAMPTON

A beautiful collection of one, two, three and four bedroom new homes at the edge of the market town of Northampton.

**Taylor**  
**Wimpey**

# Contents



# Welcome to Buckton Fields

Nestled in the heart of Northamptonshire, Buckton Fields lies on the edge of the historic market town of Northampton.

The development is surrounded by plenty of green open space. Each home has been designed to suit a variety of needs, with modern designs and thoughtful layouts.



[→ View the site plan](#)

# The perfect location

Situated at the edge of Northampton, Buckton Fields is conveniently located within walking distance of local amenities and just a short drive away from the centre.

There's lots to see and do, with traditional cafes, mouth-watering restaurants and plenty of parks in the local area, plus a range of activities for the whole family to enjoy in town.

Local countryside



Local market



Town centre



[Watch development video](#)



# Personalise your home

A new Taylor Wimpey home is a blank canvas, ready for you to put your stamp on even before you move in. You can choose from a range of high quality options for your kitchen, bedroom and bathroom to suit your taste – and all from the comfort of your sofa. We offer dark and light kitchen units and patterned or plain tiles for your bathroom, so whatever your preferred style we've got you covered.

Using our innovative Options Online tool, you can visualise your new home room-by-room and customise each as you go. You can also choose your options with the help of your Sales Executive if you'd prefer.

Our customers have created some fantastic spaces in their homes and you can get inspiration from their choices by following us on Instagram. You can also check out a host of interior design tips on our website.

[→ Find out more](#)



Options availability is subject to build stage of plots and options won't be available if plots have reached a certain build stage. Please contact the Sales Executive for further information.

# Included as standard

From the external features to the finishing touches, every detail of our homes is designed with our customers in mind.

While you'll have the choice to upgrade some of our standard offerings, all of our houses are fitted with a range of high quality features at no extra cost to you.

You'll find a complete list of all items that come as standard in your house below.



## Kitchens

All of our kitchens are fitted with beautiful units and worktops and you can choose your preferred style and colour to create your perfect cooking and entertaining space.

A range of accessories including stylish splashbacks, a stainless steel sink and Zeno Taps, and lighting gives your kitchen a clean, contemporary finish. You'll get a modern, energy efficient Zanussi oven with built-in gas hob and integrated hood and extractor fan too.

## Utility rooms<sup>†</sup>

Units will be fitted to match your chosen kitchen style, complete with a stainless steel sink and Zeno Taps. If your home has a toilet in the utility room, we'll fit a contemporary white basin and toilet for a sleek finish.



## Bathrooms, en suites and shower rooms

Modern white sanitaryware, including toilet, basin and bath with chrome Ideal Standard taps give your main bathroom a clean look. The same sanitaryware is fitted in en suites and shower rooms which also benefit from an Aqualisa shower and glass enclosure. For a distinct look, we offer a varied range of Porcelanosa ceramic wall tiles for you to choose from to make your bathroom and en suite stand out from the crowd.



## Garden<sup>†</sup>

The outside of your home is just as carefully considered as the inside. You'll get a fully turfed and landscaped front garden – including plants. The back garden includes turf, a patio area and your privacy is protected by a garden fence.



All of the specification listed is included in our houses as standard. For the specification included in our apartments, please see the separate apartment specification list. Standard specifications are correct at time of going to print, but are subject to change without notice. Please contact the Sales Executive for further information. † = Where applicable.

# Our homes



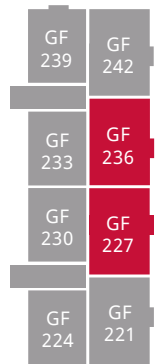
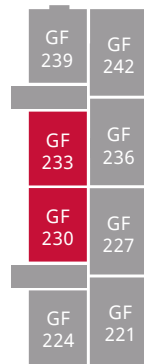
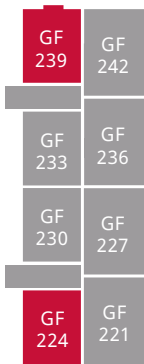
 [View the site plan](#)



# 1 Bed Apartments

1 BEDROOM APARTMENTS, TOTAL 674 SQ FT

## GROUND FLOOR



### PLOT 224 & 239

#### Lounge/Kitchen/Dining

4.96m x 6.25m      16' 3" x 20' 5"

#### Bedroom 1

2.88m x 4.20m      9' 6" x 13' 10"

### PLOT 230 & 233

#### Lounge/Kitchen/Dining max.

4.96m x 6.25m      16' 3" x 20' 5"

#### Bedroom 1

2.88m x 4.20m      9' 6" x 13' 10"

### PLOT 227 & 236

#### Lounge/Kitchen/Dining

4.96m x 6.25m      16' 3" x 20' 5"

#### Bedroom 1

2.88m x 4.20m      9' 6" x 13' 10"

[→ Discover more about this home](#)

[→ View our current availability](#)

\*Plot specific windows. The floor plans depict a typical layout of this house type. For exact plot specification, details of external and internal finishes, dimensions and floor plan differences consult your sales executive. All dimensions are + or - 50mm and floor plans are not shown to scale. The kitchen layout and furniture positions are for indicative purposes only. The computer generated image is for illustrative purposes only and it is from an imaginary viewpoint within an open space area. Its purpose is to give a feel for the development, not an accurate description of each property. The illustration shows a typical Taylor Wimpey home of this type, but there are, however, variances from site to site. External materials, finishes, landscaping and the position of garages (where provided) may vary throughout the development. Properties may also be built handed (mirror image). Images may include optional upgrades at an additional cost. Please ask for further details. TWEM 70880/August 2024


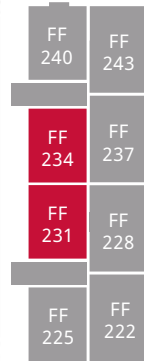
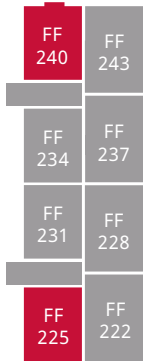




# 1 Bed Apartments

1 BEDROOM APARTMENTS, TOTAL 674 SQ FT

## FIRST FLOOR



### PLOT 225 & 240

#### Lounge/Kitchen/Dining

4.96m x 6.25m      16' 3" x 20' 5"

#### Bedroom 1

2.88m x 4.20m      9' 6" x 13' 10"

### PLOT 231 & 234

#### Lounge/Kitchen/Dining max.

4.96m x 6.25m      16' 3" x 20' 5"

#### Bedroom 1

2.88m x 4.20m      9' 6" x 13' 10"

### PLOT 228 & 237

#### Lounge/Kitchen/Dining

4.96m x 6.25m      16' 3" x 20' 5"

#### Bedroom 1

2.88m x 4.20m      9' 6" x 13' 10"

[➔ Discover more about this home](#)

[➔ View our current availability](#)

\*Plot specific windows. The floor plans depict a typical layout of this house type. For exact plot specification, details of external and internal finishes, dimensions and floor plan differences consult your sales executive. All dimensions are + or - 50mm and floor plans are not shown to scale. The kitchen layout and furniture positions are for indicative purposes only. The computer generated image is for illustrative purposes only and it is from an imaginary viewpoint within an open space area. Its purpose is to give a feel for the development, not an accurate description of each property. The illustration shows a typical Taylor Wimpey home of this type, but there are, however, variances from site to site. External materials, finishes, landscaping and the position of garages (where provided) may vary throughout the development. Properties may also be built handed (mirror image). Images may include optional upgrades at an additional cost. Please ask for further details. TWEM 70880/August 2024



# 1 Bed Apartments

1 BEDROOM APARTMENTS, TOTAL 674 SQ FT

## SECOND FLOOR



SF 241	SF 244
SF 235	SF 238
SF 232	SF 229
SF 226	SF 223



SF 241	SF 244
SF 235	SF 238
SF 232	SF 229
SF 226	SF 223



SF 241	SF 244
SF 235	SF 238
SF 232	SF 229
SF 226	SF 223

### PLOT 226 & 241

#### Lounge/Kitchen/Dining

4.96m x 6.25m      16' 3" x 20' 5"

#### Bedroom 1

2.88m x 4.20m      9' 6" x 13' 10"

### PLOT 232 & 235

#### Lounge/Kitchen/Dining max.

4.96m x 6.25m      16' 3" x 20' 5"

#### Bedroom 1

2.88m x 4.20m      9' 6" x 13' 10"

### PLOT 229 & 238

#### Lounge/Kitchen/Dining

4.96m x 6.25m      16' 3" x 20' 5"

#### Bedroom 1

2.88m x 4.20m      9' 6" x 13' 10"

[→ Discover more about this home](#)

[→ View our current availability](#)

\*Plot specific windows. The floor plans depict a typical layout of this house type. For exact plot specification, details of external and internal finishes, dimensions and floor plan differences consult your sales executive. All dimensions are + or - 50mm and floor plans are not shown to scale. The kitchen layout and furniture positions are for indicative purposes only. The computer generated image is for illustrative purposes only and it is from an imaginary viewpoint within an open space area. Its purpose is to give a feel for the development, not an accurate description of each property. The illustration shows a typical Taylor Wimpey home of this type, but there are, however, variances from site to site. External materials, finishes, landscaping and the position of garages (where provided) may vary throughout the development. Properties may also be built handed (mirror image). Images may include optional upgrades at an additional cost. Please ask for further details. TWEM 70880/August 2024



# 2 Bed Apartments

2 BEDROOM APARTMENTS, TOTAL 674 SQ FT

## GROUND FLOOR



GF 239	GF 242
GF 233	GF 236
GF 230	GF 227
GF 224	GF 221

## FIRST FLOOR



FF 240	FF 243
FF 234	FF 237
FF 231	FF 228
FF 225	FF 222

## SECOND FLOOR



SF 241	SF 244
SF 235	SF 238
SF 232	SF 229
SF 226	SF 223

### PLOT 221 & 242

#### Lounge/Kitchen/Dining

6.48m x 3.83m      21' 3" x 12' 7"

#### Bedroom 1

2.76m x 4.11m      9' 1" x 13' 6"

#### Bedroom 2

3.23m x 2.6m      10' 7" x 8' 6"

### PLOT 222 & 243

#### Lounge/Kitchen/Dining

6.48m x 3.83m      21' 3" x 12' 7"

#### Bedroom 1

2.76m x 4.11m      9' 1" x 13' 6"

#### Bedroom 2

3.23m x 2.6m      10' 7" x 8' 6"

### PLOT 223 & 244

#### Lounge/Kitchen/Dining

6.48m x 3.83m      21' 3" x 12' 7"

#### Bedroom 1

2.76m x 4.11m      9' 1" x 13' 6"

#### Bedroom 2

3.23m x 2.6m      10' 7" x 8' 6"

[➔ Discover more about this home](#)

[➔ View our current availability](#)

\*Plot specific windows. The floor plans depict a typical layout of this house type. For exact plot specification, details of external and internal finishes, dimensions and floor plan differences consult your sales executive. All dimensions are + or - 50mm and floor plans are not shown to scale. The kitchen layout and furniture positions are for indicative purposes only. The computer generated image is for illustrative purposes only and it is from an imaginary viewpoint within an open space area. Its purpose is to give a feel for the development, not an accurate description of each property. The illustration shows a typical Taylor Wimpey home of this type, but there are, however, variances from site to site. External materials, finishes, landscaping and the position of garages (where provided) may vary throughout the development. Properties may also be built handed (mirror image). Images may include optional upgrades at an additional cost. Please ask for further details. TWEM 70880/August 2024



# The Braxton

3 BEDROOM HOME, TOTAL 1,070 sq ft / 99.49m<sup>2</sup>



## GROUND FLOOR

Lounge max.

3.19m x 4.19m

10' 6" x 13' 9"

Kitchen/Dining max.

4.25m x 3.43m

14' 0" x 11' 3"



## FIRST FLOOR

Bedroom 2 max.

4.25m x 2.82m

14' 0" x 9' 3"

Bedroom 3

2.15m x 3.59m

7' 1" x 11' 10"



## SECOND FLOOR

Bedroom 1 max.

3.13m x 5.52m

10' 3" x 18' 1"



[Discover more about this home](#)



[View our current availability](#)

\*Plot specific windows. The floor plans depict a typical layout of this house type. For exact plot specification, details of external and internal finishes, dimensions and floor plan differences consult your sales executive. All dimensions are + or - 50mm and floor plans are not shown to scale. The kitchen layout and furniture positions are for indicative purposes only. The computer generated image is for illustrative purposes only and it is from an imaginary viewpoint within an open space area. Its purpose is to give a feel for the development, not an accurate description of each property. The illustration shows a typical Taylor Wimpey home of this type, but there are, however, variances from site to site. External materials, finishes, landscaping and the position of garages (where provided) may vary throughout the development. Properties may also be built handed (mirror image). Images may include optional upgrades at an additional cost. Please ask for further details. TWEM 70880/August 2024



# The Easedale

3 BEDROOM HOME, TOTAL 917 sq ft / 85.20m<sup>2</sup>



## GROUND FLOOR

### Lounge

5.10m x 3.02m      16' 9" x 9' 11"

### Kitchen/Dining

5.10m x 2.95m      16' 9" x 9' 8"



## FIRST FLOOR

### Bedroom 1

3.81m x 3.08m      12' 6" x 10' 1"

### Bedroom 2

2.95m x 2.86m      9' 8" x 9' 5"

### Bedroom 3

2.95m x 2.15m      9' 8" x 7' 1"

[→ Discover more about this home](#)

[→ View our current availability](#)

\*Plot specific windows. The floor plans depict a typical layout of this house type. For exact plot specification, details of external and internal finishes, dimensions and floor plan differences consult your sales executive. All dimensions are + or - 50mm and floor plans are not shown to scale. The kitchen layout and furniture positions are for indicative purposes only. The computer generated image is for illustrative purposes only and it is from an imaginary viewpoint within an open space area. Its purpose is to give a feel for the development, not an accurate description of each property. The illustration shows a typical Taylor Wimpey home of this type, but there are, however, variances from site to site. External materials, finishes, landscaping and the position of garages (where provided) may vary throughout the development. Properties may also be built handed (mirror image). Images may include optional upgrades at an additional cost. Please ask for further details. TWEM 70880/August 2024



# The Gosford

3 BEDROOM HOME, TOTAL 852 sq ft / 79.20m<sup>2</sup>



## GROUND FLOOR

**Lounge** max.

4.26m × 3.69m      14' 0" × 12' 1"

**Kitchen/Dining**

4.72m × 2.87m      15' 6" × 9' 5"



## FIRST FLOOR

**Bedroom 1** min.

2.96m × 2.83m      9' 9" × 9' 4"

**Bedroom 2**

3.30m × 2.63m      10' 10" × 8' 8"

**Bedroom 3** max.

3.55m × 2.00m      11' 8" × 6' 7"

[→ Discover more about this home](#)

[→ View our current availability](#)

\*Plot specific windows. The floor plans depict a typical layout of this house type. For exact plot specification, details of external and internal finishes, dimensions and floor plan differences consult your sales executive. All dimensions are + or - 50mm and floor plans are not shown to scale. The kitchen layout and furniture positions are for indicative purposes only. The computer generated image is for illustrative purposes only and it is from an imaginary viewpoint within an open space area. Its purpose is to give a feel for the development, not an accurate description of each property. The illustration shows a typical Taylor Wimpey home of this type, but there are, however, variances from site to site. External materials, finishes, landscaping and the position of garages (where provided) may vary throughout the development. Properties may also be built handed (mirror image). Images may include optional upgrades at an additional cost. Please ask for further details. TWEM 70880/August 2024



# The Manford

4 BEDROOM HOME, TOTAL 1,368 sq ft / 127.07m<sup>2</sup>



## GROUND FLOOR

### Lounge

3.88m x 4.74m      12' 9" x 15' 7"

### Kitchen/Dining

8.11m x 2.88m      26' 7" x 9' 6"

### Study

2.10m x 2.61m      6' 11" x 8' 7"



## FIRST FLOOR

### Bedroom 1 max.

3.88m x 3.71m      12' 9" x 12' 2"

### Bedroom 2 max.

3.09m x 4.02m      10' 2" x 13' 2"

### Bedroom 3 max.

3.03m x 3.66m      10' 0" x 12' 0"

### Bedroom 4 max.

2.75m x 3.97m      9' 0" x 13' 0"

[→ Discover more about this home](#)

[→ View our current availability](#)

\*Plot specific windows. The floor plans depict a typical layout of this house type. For exact plot specification, details of external and internal finishes, dimensions and floor plan differences consult your sales executive. All dimensions are + or - 50mm and floor plans are not shown to scale. The kitchen layout and furniture positions are for indicative purposes only. The computer generated image is for illustrative purposes only and it is from an imaginary viewpoint within an open space area. Its purpose is to give a feel for the development, not an accurate description of each property. The illustration shows a typical Taylor Wimpey home of this type, but there are, however, variances from site to site. External materials, finishes, landscaping and the position of garages (where provided) may vary throughout the development. Properties may also be built handed (mirror image). Images may include optional upgrades at an additional cost. Please ask for further details. TWEM 70880/August 2024



# The Trusdale

4 BEDROOM HOME, TOTAL 1,226 sq ft / 113.90m<sup>2</sup>



## GROUND FLOOR

### Lounge

3.46m x 6.09m      11' 4" x 20' 0"

### Kitchen/Dining max.

3.58m x 6.09m      11' 9" x 20' 0"



## FIRST FLOOR

### Bedroom 1

3.52m x 3.74m      11' 7" x 12' 4"

### Bedroom 2 max.

3.64m x 2.95m      11' 11" x 9' 8"

### Bedroom 3

2.51m x 3.05m      8' 3" x 10' 0"

### Bedroom 4

3.54m x 2.25m      11' 7" x 7' 5"

[→ Discover more about this home](#)

[→ View our current availability](#)

\*Plot specific windows. The floor plans depict a typical layout of this house type. For exact plot specification, details of external and internal finishes, dimensions and floor plan differences consult your sales executive. All dimensions are + or - 50mm and floor plans are not shown to scale. The kitchen layout and furniture positions are for indicative purposes only. The computer generated image is for illustrative purposes only and it is from an imaginary viewpoint within an open space area. Its purpose is to give a feel for the development, not an accurate description of each property. The illustration shows a typical Taylor Wimpey home of this type, but there are, however, variances from site to site. External materials, finishes, landscaping and the position of garages (where provided) may vary throughout the development. Properties may also be built handed (mirror image). Images may include optional upgrades at an additional cost. Please ask for further details. TWEM 70880/August 2024





# The Midford

4 BEDROOM HOME, TOTAL 1,153 sq ft / 107.20m<sup>2</sup>



## GROUND FLOOR

### Lounge

4.37m x 3.62m      14' 4" x 11' 11"

### Kitchen/Dining

5.71m x 3.38m      18' 9" x 11' 1"



## FIRST FLOOR

### Bedroom 1

3.61m x 3.27m      11' 10" x 10' 9"

### Bedroom 2

3.53m x 2.81m      11' 7" x 9' 3"

### Bedroom 3 min.

2.81m x 2.52m      9' 3" x 8' 3"

### Bedroom 4

2.35m x 2.23m      7' 9" x 7' 4"

[→ Discover more about this home](#)

[→ View our current availability](#)

\*Plot specific windows. The floor plans depict a typical layout of this house type. For exact plot specification, details of external and internal finishes, dimensions and floor plan differences consult your sales executive. All dimensions are + or - 50mm and floor plans are not shown to scale. The kitchen layout and furniture positions are for indicative purposes only. The computer generated image is for illustrative purposes only and it is from an imaginary viewpoint within an open space area. Its purpose is to give a feel for the development, not an accurate description of each property. The illustration shows a typical Taylor Wimpey home of this type, but there are, however, variances from site to site. External materials, finishes, landscaping and the position of garages (where provided) may vary throughout the development. Properties may also be built handed (mirror image). Images may include optional upgrades at an additional cost. Please ask for further details. TWEM 70880/August 2024

# Ways to buy

---

Everyone knows buying a new home is an exciting time. But it can be a stressful one too, which is why our sales executives and customer relations managers are there to help every step of the way, from your initial enquiry right through to opening the front door of your new home for the first time.



## First time buyer?

---

[→ Here's how we can help](#)

## Existing home owner?

---

[→ Here's how we can help](#)



# Take your next step



Find your dream home on our website.



Book an appointment to view our show homes.



Take a virtual tour of our homes from the comfort of your sofa.



Have your questions answered by calling our sales executives on **01604 212 398.**



Find out how we can get you moving with our buying schemes.

[→ Book an appointment](#)

[→ How to buy a home](#)



**VALIANT FIELDS** Brampton Lane, Buckton Fields, Northampton, NN2 8ES

**CONTACT US ON 01604 212 398**

# Taylor Wimpey

Taylor Wimpey in their efforts to improve designs reserve the right to alter site plans, floor plans, elevations and specifications without notice. All lifestyle and location imagery used within this brochure is indicative only. Taylor Wimpey houses are sold freehold and apartments are sold leasehold. Please see the development page on our website for further details. For terms and conditions on our schemes and incentives including Help to Buy, Part Exchange and easymover, go to [www.taylorwimpey.co.uk/terms](http://www.taylorwimpey.co.uk/terms). Information is correct at the time of going to print. Please speak to your sales executive for further details.